

Annexure III
FORM NO. MGT 9
EXTRACT OF ANNUAL RETURN

as on financial year ended on 31.03.2019

[Pursuant to Section 92 (3) of the Companies Act, 2013 and rule 12(1) of the Company (Management & Administration) Rules, 2014]

I REGISTRATION & OTHER DETAILS:

i	CIN	L28998DL1983PLC017150
ii	Registration Date	20-12-1983
iii	Name of the Company	Akashdeep Metal Industries Limited
iv	Category/Sub-category of the Company	Public Limited Company/Non Banking Finance Company (NBFC)
v	Address of the Registered office & contact details	14, Dayanand Vihar, Backside Ground floor, Vikas Marg Extn., Delhi - 110092
vi	Whether listed company	Yes
vii	Name , Address & contact details of the Registrar & Transfer Agent, if any	Indus Portfolio Private Limited G-65, Bali Nagar, New Delhi - 110015 Phone No. +91-11-47671214; Fax No. +91-11-47641222 Email: cs.anamika@indusinvest.com; website: www.indusinvest.com

II PRINCIPAL BUSINESS ACTIVITIES OF THE COMPANY

All the business activities contributing 10% or more of the total turnover of the company shall be stated:-

Sl. No	Name and Description of main products/services	NIC Code of the Product /service	% to total turnover of the Company
1	Sale of Shares & other Securities [other financial vehicle]	64300	33.23
2	Interest on Loans & Advances [Financial Leasing]	64910	66.27

III PARTICULARS OF HOLDING, SUBSIDIARY & ASSOCIATE COMPANIES

Sl. No	Name & Address of the Company	CIN/GLN	HOLDING/ SUBSIDIARY/ ASSOCIATE	% OF SHARES HELD	APPLICABLE SECTION
1	ANMOL FINANCIAL SERVICES LIMITED	U74899DL1995PLC071602	SUBSIDIARY	100.00%	2(87)(ii)

For Akashdeep Metal Industries Limited

Deep Kumar
Authorised Signatory/Director

For Akashdeep Metal Industries Limited

[Signature]
Authorised Signatory/Director

IV. SHAREHOLDING PATTERN (Equity Share capital Break up as percentage of total Equity)

i. Category-wise Share Holding

Category of Shareholders	No. of Shares held at the beginning of the year (As on 01-04-2018)				No. of Shares held at the end of the year (As on 31-03-2019)				% change during the year
	Demat	Physical	Total	% of Total Shares	Demat	Physical	Total	% of Total Shares	
A. Promoters									
(1) Indian									
a) Individual/HUF	184,970	0	184,970	2.17	6,087,792	0	6,087,792	71.60	69.43
b) Central Govt. or State Govt.	0	0	0	0	0	0	0	0	0
c) Bodies Corporates	600,000	0	600,000	7.06	101,299	0	101,299	1.19	-5.87
d) Bank/FI	0	0	0	0	0	0	0	0	0
e) Any other	0	0	0	0	0	0	0	0	0
SUB TOTAL:(A) (1)	784,970	0	784,970	9.23	6,189,091	0	6,189,091	72.79	63.56
(2) Foreign									
a) NRI- Individuals	0	0	0	0	0	0	0	0	0
b) Other Individuals	0	0	0	0	0	0	0	0	0
c) Bodies Corp.	0	0	0	0	0	0	0	0	0
d) Banks/FI	0	0	0	0	0	0	0	0	0
e) Any other...	0	0	0	0	0	0	0	0	0
SUB TOTAL (A) (2)	0	0	0	0	0	0	0	0	0
Total Shareholding of Promoter (A)= (A)(1)+(A)(2)	784,970	0	784,970	9.23	6,189,091	0	6,189,091	72.79	63.56
B. PUBLIC SHAREHOLDING									
(1) Institutions									
a) Mutual Funds	0	0	0	0	0	0	0	0	0

For Akashdeep Metal Industries Limited

Rajesh Kumar
Authorised Signatory/Director

For Akashdeep Metal Industries Limited

[Signature]
Authorised Signatory/Director

b) Banks/FI	0	0	0	0	0	0	0	0	0
C) Cenral govt	0	0	0	0	0	0	0	0	0
d) State Govt.	0	0	0	0	0	0	0	0	0
e) Venture Capital Fund	0	0	0	0	0	0	0	0	0
f) Insurance Companies	0	0	0	0	0	0	0	0	0
g) FIIS	0	0	0	0	0	0	0	0	0
h) Foreign Venture Capital Funds	0	0	0	0	0	0	0	0	0
i) Others (specify)	0	0	0	0	0	0	0	0	0
SUB TOTAL (B)(1):	0	0	0	0	0	0	0	0	0
(2) Non Institutions									
a) Bodies corporates	0	0	0	0	0	0	0	0	0
i) Indian	365,298	0	365,298	4.30	832,963	0	832,963	9.80	5.50
ii) Overseas	0	0	0	0	0	0	0	0	0
b) Individuals									
i) Individual shareholders holding nominal share capital upto Rs.1 lakhs	158,370	63,530	221,900	2.61	374,451	450	374,901	4.41	1.80
ii) Individuals shareholders holding nominal share capital in excess of Rs.1 lakhs	1,709,643	5,404,121	7,113,764	83.67	627,750	30,030	657,780	7.73	-75.94
c) Others (specify)									
i) Clearing Member	16,689	0	16,689	0.19	447,886	0	447,886	5.27	5.08
SUB TOTAL (B)(2):	2,250,000	5,467,651	7,717,651	90.77	2,283,050	30,480	2,313,530	27.21	-63.56
Total Public Shareholding (B)= (B)(1)+(B)(2)	2,250,000	5,467,651	7,717,651	90.77	2,283,050	30,480	2,313,530	27.21	-63.56
C. Shares held by Custodian for GDRs & ADRs	0	0	0	0	0	0	0	0	0
Grand Total (A+B+C)	3,034,970	5,467,651	8,502,621	100	8,472,141	30,480	8,502,621	100	

For Akashdeep Metal Industries Limited

Rajesh Kumar
Authorised Signatory/Director

For Akashdeep Metal Industries Limited

M
Authorised Signatory/Director

(ii) Shareholding of Promoters

Sl. No.	Shareholders' Name	Shareholding at the beginning of the year (As on 01.04.2018)			Shareholding at the end of the year (As on 31.03.2019)			% change during the year
		No. of shares	% of total shares of the company	% of shares pledged/encumbered to total shares	No. of shares	% of total shares of the company	% of shares pledged/encumbered to total shares	
1	Surendra Kumar Jain	27,950	0.33%	-	0	0.00%	-	-0.33%
2	Deepak Kumar Jain	27,510	0.32%	-	0	0.00%	-	-0.32%
3	Kavita Jain	24,500	0.29%	-	0	0.00%	-	-0.29%
4	Manoj Kumar Jain	27,510	0.32%	-	0	0.00%	-	-0.32%
5	Nidhi Jain	24,500	0.29%	-	0	0.00%	-	-0.29%
6	Chandra Bhan Agarwal	13,000	0.15%	-	0	0.00%	-	-0.15%
7	Meera Rani Agarwal	10,000	0.12%	-	0	0.00%	-	-0.12%
8	Kapil Agarwal	20,000	0.24%	-	0	0.00%	-	-0.24%
9	Nitin Agarwal	10,000	0.12%	-	0	0.00%	-	-0.12%
10	D.M. International Pvt.Ltd	600,000	7.06%	-	0	0.00%	-	-7.06%
11	Rajesh Kumar Gupta	0	0.00%	-	1,092,150	12.84%	-	12.84%
12	Yash Pal Gupta	0	0.00%	-	627,308	7.38%	-	7.38%
13	Saroj Gupta	0	0.00%	-	600,923	7.07%	-	7.07%

For Akashdeep Metal Industries Limited


 Authorized Signatory/Director

For Akashdeep Metal Industries Limited


 Authorized Signatory/Director

14	Rekha Gupta	0	0.00%		598,476	7.04%		7.04%
15	Suman Gupta	0	0.00%		578,969	6.81%		6.81%
16	Rajesh Kumar HUF	0	0.00%		538,025	6.33%		6.33%
17	Saurabh Gupta	0	0.00%		353,074	4.15%		4.15%
18	Parveen Gupta HUF	0	0.00%		336,891	3.96%		3.96%
19	Parveen Gupta	0	0.00%		201,247	2.37%		2.37%
20	Subash Rani	0	0.00%		152,181	1.79%		1.79%
21	Sachin Gupta HUF	0	0.00%		148,804	1.75%		1.75%
22	Yash Pal HUF	0	0.00%		136,369	1.60%		1.60%
23	Sachin Gupta	0	0.00%		109,207	1.28%		1.28%
24	Rachit Gupta	0	0.00%		77,835	0.92%		0.92%
25	Agam Gupta	0	0.00%		70,625	0.83%		0.83%
26	Tripti Gupta	0	0.00%		65,670	0.77%		0.77%
27	Prachi Gupta	0	0.00%		58,544	0.69%		0.69%
28	Sonam Gupta	0	0.00%		57,672	0.68%		0.68%
29	Rachit Gupta HUF	0	0.00%		57,333	0.67%		0.67%
30	Rohin Gupta	0	0.00%		50,337	0.59%		0.59%
31	Gopal Dass Gupta HUF	0	0.00%		50,308	0.59%		0.59%
32	Roheen Gupta HUF	0	0.00%		45,410	0.53%		0.53%
33	Saurabh Gupta HUF	0	0.00%		41,358	0.49%		0.49%
34	Prerna Gupta	0	0.00%		39,076	0.46%		0.46%
35	Share India Commodity Brokers Private Limited	0	0.00%		101,299	1.19%		1.19%
	Total	7,84,970	9.24%		61,89,091	72.78%		63.54%

* Equity Shares held by Mr. Rajesh Gupta and his PACs has been categorised as Promoter and Promoter Group for the Year ended on March 31, 2019. The final report for Change in Control has been filled by Manager to Offer on 2nd April, 2018

For Akashdeep Metal Industries Limited



Authorized Signatory/Director


For Akashdeep Metal Industries Limited


Authorized Signatory/Director

(iii) Change in Promoters' Shareholding (please specify, if there is no change)

Sl. No.	Promoters Name	Share holding at the beginning of the Year		Cumulative Share holding during the year	
		No. of Shares	% of total shares of the company	No of shares	% of total shares of the company
1	Surendra Kumar Jain	27,950	0.33%	-	-
2	Deepak Kumar Jain	27,510	0.32%	-	-
3	Kavita Jain	24,500	0.29%	-	-
4	Manoj Kumar Jain	27,510	0.32%	-	-
5	Nidhi Jain	24,500	0.29%	-	-
6	Chandra Bhan Agarwal	13,000	0.15%	-	-
7	Meera Rani Agarwal	10,000	0.12%	-	-
8	Kapil Agarwal	20,000	0.24%	-	-
9	Nitin Agarwal	10,000	0.12%	-	-
10	D.M. International Pvt. Ltd.	600,000	7.06%	-	-
11	Rajesh Kumar Gupta	-	-	1,092,150	12.84
12	Yash Pal Gupta	-	-	627,308	7.38
13	Saroj Gupta	-	-	600,923	7.07
14	Rekha Gupta	-	-	598,476	7.04
15	Suman Gupta	-	-	578,969	6.81
16	Rajesh Kumar HUF	-	-	538,025	6.33
17	Saurabh Gupta	-	-	353,074	4.15
18	Parveen Gupta HUF	-	-	336,891	3.96
19	Parveen Gupta	-	-	201,247	2.37
20	Subash Rani	-	-	152,181	1.79
21	Sachin Gupta HUF	-	-	148,804	1.75
22	Yash Pal HUF	-	-	136,369	1.6
23	Sachin Gupta	-	-	109,207	1.28
24	Rachit Gupta	-	-	77,835	0.92
25	Agam Gupta	-	-	70,625	0.83

For Akashdeep Metal Industries Limited

 Authorised Signatory/Director

For Akashdeep Metal Industries Limited

 Authorised Signatory/Director

26	Tripti Gupta	-	-	65,670	0.77
27	Prachi Gupta	-	-	58,544	0.69
28	Sonam Gupta	-	-	57,672	0.68
29	Rachit Gupta HUF	-	-	57,333	0.67
30	Rohin Gupta	-	-	50,337	0.59
31	Gopal Dass Gupta HUF	-	-	50,308	0.59
32	Roheen Gupta HUF	-	-	45,410	0.53
33	Saurabh Gupta HUF	-	-	41,358	0.49
34	Prerna Gupta	-	-	39,076	0.46
35	Share India Commodity Brokers Private Limited	-	-	101,299	1.19

*Equity Shares held by Mr. Rajesh Gupta and his PACs has been categorised as Promoter and Promoter Group for the Year ended on March31, 2019. The final report for Change in Control has been filled by Manager to Offer on 2nd April, 2018

(iv) Shareholding Pattern of top ten Shareholders (other than Directors, Promoters and Holders of GDRs and ADRs):

Sl. No			Shareholding at the beginning of the year		Increase/Decrease in Shareholding		Cumulative Shareholding during the year	
			No. of shares	% of total shares of the company	No of shares	% of total shares of the company	No. of shares	% of total shares of the company
	For Each of the Top 10 Shareholders	Name of Shareholder						
1		PUNE STOCK BROKING PRIVATE LIMITED	-	0.00%	447,226	5.26%	447,226	5.26%
2		Anisha Impex Limited	-	0.00%	415,000	4.88%	415,000	4.88%
3		Puja Malik	300,000	3.53%	-	0.00%	300,000	3.53%
4		Yogya Enterprises Limited	-	0.00%	202,800	2.39%	202,800	2.39%
5		Sangeeta Pareekh	730,000	8.59%	-569,000	6.69%	161,000	1.90%
6		Share India Securities Limited	16,189	0.19%	93,061	1.09%	109,250	1.28%
7		Bhikamchand Rajesh HUF	-	0.00%	102,000	1.20%	102,000	1.20%

For Akashdeep Metal Industries Limited

Rajesh Kumar
Authorised Signatory/Director

For Akashdeep Metal Industries Limited

[Signature]
Authorised Signatory/Director

8.		DEEPAK JAYANTILAL SHAH	-	0.00%	30,030	0.35%	30,030	0.35%
9.		BANAS FINANCE LIMITED	-	0.00%	30,000	0.35%	30,000	0.35%
10.		YATISH H GOLECHA	-	0.00%	25,000	0.29%	25,000	0.29%

(v) Shareholding of Directors & Key Managerial Personnel:

Sl. No			Shareholding at the beginning of the year		Increase/Decrease in Shareholding		Cumulative Shareholding during the year	
			No. of shares	% of total shares of the company	No of shares	% of total shares of the company	No of shares	% of total shares of the company
	For Each of the Directors and KMP	Name of Director / KMP						
1		Rajesh Gupta	-	0.00%	1,092,150*	12.84%	1,092,150	12.84%
2		Yash Pal Gupta	-	0.00%	627,308*	7.38%	627,308	7.38%
3		Shalu Jain	-	-	-	-	-	-
4		Ram Pal Kasana	-	-	-	-	-	-
5		Prachi Gupta	-	0.00%	58,544*	0.69%	58,544	0.69%
6		Mohit Chauhan	-	-	-	-	-	-
7		Rajiv Tandon	-	-	-	-	-	-

*Mr. Rajesh Gupta was appointed as Managing Director of the company w.e.f. May 02, 2018. However Mr. Rajesh Gupta was holding 307,180 shares in the company as on April 01, 2018 as the shareholder of the company. Mrs. Prachi Gupta and Mr. Yash Pal Gupta were appointed as Directors of the Company w.e.f. May 02, 2018. However Mrs. Prachi Gupta and Mr. Yash Pal Gupta were holding 58,544 and 627,308 shares respectively in the company as on April 01, 2018 as the shareholders of the company.

For Akashdeep Metal Industries Limited

Rajesh Kumar
Authorised Signatory/Director

For Akashdeep Metal Industries Limited

[Signature]
Authorised Signatory/Director


V INDEBTEDNESS

Indebtedness of the Company including interest outstanding /accrued but not due for payment				
	Secured Loans excluding deposits	Unsecured Loans	Deposit	Total Indebtedness
Indebtness at the beginning of the financial year				
i) Principal Amount				
ii) Interest due but not paid				
iii) Interest accrued but not due				
Total (i+ii+iii)				
Change in Indebtedness during the financial year				
Additions		NIL		
Reduction				
Net Change				
Indebtedness at the end of the financial year				
i) Principal Amount				
ii) Interest due but not paid				
iii) Interest accrued but not due				
Total (i+ii+iii)				

A. Remuneration to Managing Director, Whole Time Director and/or Manager			
Sl.No	Particulars of Remuneration	Name of the MD/WTD/Manager	
		Rajesh Gupta (Managing Director)	Total Amount
1	Gross salary		

For Akashdeep Metal Industries Limited

 Authorised Signatory/Director

For Akashdeep Metal Industries Limited

 Authorised Signatory/Director

	(a) Salary as per provisions contained in section 17(1) of the Income Tax, 1961	548387	548387
	(b) Value of perquisites u/s 17(2) of the Income tax Act, 1961	-	-
	(c) Profits in lieu of salary under section 17(3) of the Income Tax Act, 1961	-	-
2	Stock Option	-	-
3	Sweat Equity	-	-
4	Commission	-	-
	- as % of profit	-	-
	- others (specify)	-	-
5	Others, please specify	-	-
	Total (A)	548,387	548,387
	Ceiling as per the Act	148,110	148,110

*The consent of the members was obtained in the 34th AGM for remuneration of Rs 50,000/- per month to Mr. Rajesh Gupta, Managing Director which is in excess of the limits prescribed under the Companies Act, 2013

B. Remuneration to other directors:

Sl.No	Particulars of Remuneration	Name of the Directors
1	Independent Directors	NIL
	(a) Fee for attending board and committee meetings	
	(b) Commission	
	(c) Others, please specify	
	Total (1)	
2	Other Executive/Non Executive Directors	
	(a) Fee for attending board / committee meetings	
	(b) Commission	
	(c) Others, please specify-Salary	

For Akashdeep Metal Industries Limited

Rajesh Kumar
Authorised Signatory/Director

For Akashdeep Metal Industries Limited

[Signature]
Authorised Signatory/Director

	Total (2)	
	Total (B)=(1+2)	
	Total Managerial Remuneration	
	Overall Ceiling as per the Act	

C. Remuneration to key managerial personnel other than MD/MANAGER/WTD

Sl. No.	Particulars of Remuneration	Key Managerial Personnel					Total
		Company Secretary	Company Secretary	Company Secretary	CFO	CFO	
1	Gross salary	Sarita Pandey*	Ankit*	Mohit Chauhan*	Nidhi Jain*	Rajiv Tandon*	
	(a) Salary as per provisions contained in section 17(1) of the Income Tax, 1961	20,000	27,500	187,887	40,000	352,000	627,387
	(b) Value of perquisites u/s 17(2) of the Income tax Act, 1961	0	0	0	0	0	0
	(c) Profits in lieu of salary, under section 17(3) of the Income Tax Act, 1961	0	0	0	0	0	0
2	Stock Option	0	0	0	0	0	0
3	Sweat Equity	0	0	0	0	0	0
4	Commission	0	0	0	0	0	0
	- as % of profit	0	0	0	0	0	0
	- others (specify)	0	0	0	0	0	0
5	Others, please specify	0	0	0	0	0	0
	Total	20,000	27,500	187,887	40,000	352,000	627,387

*Ms. Sarita Pandey and Mrs. Nidhi Jain tendered their resignation from their respective post i.e. Company Secretary and Compliance Officer and Chief Financial Officer of the Company with effect from May 02, 2018. Mr. Rajiv Tandon and Mr. Ankit were appointed as Chief Financial Officer and Company Secretary and Compliance Officer of the Company w.e.f. May 02, 2018. Mr. Mohit Chauhan was appointed as Company Secretary and Compliance Officer in place of Mr. Ankit w.e.f. September 01, 2018.

For Akashdeep Metal Industries Limited


Authorized Signatory/Director

For Akashdeep Metal Industries Limited


Authorized Signatory/Director

VII. PENALTIES / PUNISHMENT / COMPOUNDING OF OFFENCES

Type	Section of the Companies Act	Brief Description	Details of Penalty / Punishment / Compounding fees imposed	Authority (RD / NCLT / COURT)	Appeal made, if any (give Details)
A. COMPANY					
Penalty			NIL		
Punishment					
Compounding					
B. DIRECTORS					
Penalty			NIL		
Punishment					
Compounding					
C. OTHER OFFICERS IN DEFAULT					
Penalty			NIL		
Punishment					
Compounding					

For Akashdeep Metal Industries Limited

Rajendra Kumar
 Authorised Signatory/Director

For Akashdeep Metal Industries Limited

[Signature]
 Authorised Signatory/Director