

FORM NO. MGT 9
EXTRACT OF ANNUAL RETURN
as on financial year ended on 31.03.2018
Pursuant to Section 92 (3) of the Companies Act, 2013 and rule 12(1) of the Company (Management & Administration) Rules, 2014.

I REGISTRATION & OTHER DETAILS:

i	CIN	U74899DL1995PLC071602
ii	Registration Date	11/08/1995
iii	Name of the Company	ANMOL FINANCIAL SERVICES LIMITED
iv	Category/Sub-category of the Company	Limited by Shares / Non-Govt. Company
v	Address of the Registered office & contact details	14, Dayanad Vihar, Backside Ground Floor, Vikas Marg Ext. Delhi-110092 Tel. No. - 011-43011038
vi	Whether listed company	NO
vii	Name, Address & contact details of the Registrar & Transfer Agent, if any.	NA

II PRINCIPAL BUSINESS ACTIVITIES OF THE COMPANY


All the business activities contributing 10% or more of the total turnover of the company shall be stated

Sl No	Name & Description of main products/services	NIC Code of the Product /service	% to total turnover of the company
1	Financial Service Activities	64199	100%

III PARTICULARS OF HOLDING, SUBSIDIARY & ASSOCIATE COMPANIES

Sl No	Name & Address of the Company	CIN/GLN	HOLDING/ SUBSIDIARY/ ASSOCIATE	% OF SHARES HELD	APPLICABLE SECTION
1	Akashdeep Metal Industries Limited	L28998DL1983PLC017150	Holding	100%	2(46)

For Anmol Financial Services Ltd.



Director/Authorised Signatory

For Anmol Financial Services Ltd.



Director/Authorised Signatory

I. Category-wise shareholding:

Category of Shareholders	No. of Shares held at the beginning of the year				No. of Shares held at the end of the year				% change during the year
	Demat	Physical	Total	% of Total Shares	Demat	Physical	Total	% of Total Shares	
A. Promoters									
(1) Indian									
a) Individual/HUF	-	4921643	4921643	84.83%	-	-	6*	-	-84.83%
b) Central Govt.	-	-	-	-	-	-	-	-	-
c) State Govt.	-	-	-	-	-	-	-	-	-
d) Bodies Corporates	-	108750	108750	1.87%	-	5801625	5801619	100%	98.13%
e) Bank/FI	-	-	-	-	-	-	-	-	-
f) Any other	-	-	-	-	-	-	-	-	-
SUB TOTAL:(A) (1)	-	5030393	5030393	86.70%	-	5801625	5801625	100%	13.30%
(2) Foreign									
a) NRI- Individuals	-	-	-	-	-	-	-	-	-
b) Other Individuals	-	-	-	-	-	-	-	-	-
c) Bodies Corp.	-	-	-	-	-	-	-	-	-
d) Banks/FI	-	-	-	-	-	-	-	-	-
e) Any other	-	-	-	-	-	-	-	-	-
SUB TOTAL (A) (2)	-	-	-	-	-	-	-	-	-
Total Shareholding of Promoter (A)= (A)(1)+(A)(2)	-	5030393	5030393	86.70%	-	5801625	5801625	100%	13.30%
B. PUBLIC SHAREHOLDING									
(1) Institutions									
a) Mutual Funds	-	-	-	-	-	-	-	-	-
b) Banks/FI	-	-	-	-	-	-	-	-	-
c) Central govt	-	-	-	-	-	-	-	-	-
d) State Govt.	-	-	-	-	-	-	-	-	-
e) Venture Capital Fund	-	-	-	-	-	-	-	-	-
f) Insurance Companies	-	-	-	-	-	-	-	-	-
g) FII/S	-	-	-	-	-	-	-	-	-
h) Foreign Venture Capital Funds	-	-	-	-	-	-	-	-	-
i) Others (specify)	-	-	-	-	-	-	-	-	-
SUB TOTAL (B)(1):	-	-	-	-	-	-	-	-	-
(2) Non Institutions									
a) Bodies corporates									
i) Indian	-	680932	680932	11.74%	-	-	-	-	-11.74%
ii) Overseas	-	-	-	-	-	-	-	-	-
b) Individuals									
i) Individual shareholders holding nominal share capital upto Rs.1 lakhs	-	10200	10200	0.18%	-	-	-	-	-0.18%
ii) Individuals shareholders holding nominal share capital in excess of Rs. 1 lakhs	-	80100	80100	1.38%	-	-	-	-	-1.38%
c) Others (specify)	-	-	-	-	-	-	-	-	-
SUB TOTAL (B)(2):	-	771232	771232	13.30%	-	-	-	-	-13.30%
Total Public Shareholding (B)= (B)(1)+(B)(2)	-	771232	771232	13.30%	-	-	-	-	-13.30%
C. Shares held by Custodian for GDRs & ADRs	-	-	-	-	-	-	-	-	-
Grand Total (A+B+C)	-	5801625	5801625	100%	-	5801625	5801625	100%	NIL

*During the year Anmol Financial Services Limited became the Wholly Owned Subsidiary of Akashdeep Metal Industries Limited and therefore at the end of the F.Y 2017-18, Mr. Rajesh Gupta, Mr. Sachin Gupta, Mr. Parveen Gupta, Mr. Yash Pal Gupta, Rajesh Kumar HUF and Parveen Gupta HUF hold shares in the capacity of nominee shareholders to meet the statutory requirement of minimum shareholders.

For Anmol Financial Services Ltd.

Rajesh Kumar

Director/Authorised Signatory

For Anmol Financial Services Ltd.

Director/Authorised Signatory

(ii) SHARE HOLDING OF PROMOTERS

Sl No.	Shareholders Name	Shareholding at the beginning of the year			Shareholding at the end of the year			% change in share holding during the year
		No. of shares	% of total shares of the company	% of shares pledged/encumbered to total shares	No. of shares	% of total shares of the company	% of shares pledged/encumbered to total shares	
1	Yash Pal Gupta*	629450	10.85%	-	1	-	-	-10.85%
2	Rekha Gupta	608397	10.49%	-	-	-	-	-10.49%
3	Suman Gupta	597455	10.30%	-	-	-	-	-10.30%
4	Saroj Gupta	600125	10.34%	-	-	-	-	-10.34%
5	Rajesh Kumar HUF*	543600	9.37%	-	1	-	-	-9.37%
6	Saurabh Gupta	352045	6.07%	-	-	-	-	-6.07%
7	Parveen Gupta HUF*	339671	5.85%	-	1	-	-	-5.85%
8	Rajesh Gupta*	295965	5.10%	-	1	-	-	-5.10%
9	Parveen Gupta*	181050	3.12%	-	1	-	-	-3.12%
10	Subhash Rani	139375	2.40%	-	-	-	-	-2.40%
11	Sachin Gupta HUF	123250	2.12%	-	-	-	-	-2.12%
12	Yash Pal Gupta HUF	100900	1.74%	-	-	-	-	-1.74%
13	Sachin Gupta*	82740	1.43%	-	1	-	-	-1.43%
14	Agam Gupta	42820	0.74%	-	-	-	-	-0.74%
15	Rachit Gupta	46460	0.80%	-	-	-	-	-0.80%
16	Rohin Gupta	32540	0.56%	-	-	-	-	-0.56%
17	Share India Commodity Brokers Private Limited	108750	1.87%	-	-	-	-	-1.87%
18	Tripti Gupta	35500	0.61%	-	-	-	-	-0.61%
19	Prachi Gupta	29850	0.51%	-	-	-	-	-0.51%
20	Gopal Das Gupta HUF	28300	0.49%	-	-	-	-	-0.49%
21	Rachit Gupta HUF	26050	0.45%	-	-	-	-	-0.45%
22	Rohin Gupta HUF	23250	0.40%	-	-	-	-	-0.40%
23	Sonam Gupta	23000	0.40%	-	-	-	-	-0.40%
24	Saurabh Gupta HUF	20900	0.36%	-	-	-	-	-0.36%
25	Prerna Gupta	18950	0.33%	-	-	-	-	-0.33%
26	Akashdeep Metal Industries Limited	-	-	-	5801619	100%	-	100%
	Total	5030393	86.70%	-	5801625	100%	-	13.30%

*During the year Anmol Financial Services Limited became the Wholly Owned Subsidiary of Akashdeep Metal Industries Limited and therefore at the end of the F.Y. 2017-18, Mr. Rajesh Gupta, Mr. Sachin Gupta, Mr. Parveen Gupta, Mr. Yash Pal Gupta, Rajesh Kumar HUF and Parveen Gupta HUF hold shares in the capacity of nominee shareholders to meet the statutory requirement of minimum shareholders.

(iii) CHANGE IN PROMOTERS' SHAREHOLDING (SPECIFY IF THERE IS NO CHANGE)

Sl. No.		Share holding at the beginning of the Year		Cumulative Share holding during the year	
		No. of Shares	% of total shares of the company	No of shares	% of total shares of the company
	At the beginning of the year				
1	Yash Pal Gupta	629450	10.85%	-	-
2	Rekha Gupta	608397	10.49%	-	-
3	Suman Gupta	597455	10.30%	-	-
4	Saroj Gupta	600125	10.34%	-	-
5	Rajesh Kumar HUF	543600	9.37%	-	-
6	Saurabh Gupta	352045	6.07%	-	-
7	Parveen Gupta HUF	339671	5.85%	-	-
8	Rajesh Gupta	295965	5.10%	-	-
9	Parveen Gupta	181050	3.12%	-	-
10	Subhash Rani	139375	2.40%	-	-
11	Sachin Gupta HUF	123250	2.12%	-	-
12	Yash Pal Gupta HUF	100900	1.74%	-	-
13	Sachin Gupta	82740	1.43%	-	-
14	Agam Gupta	42820	0.74%	-	-
15	Rachit Gupta	46460	0.80%	-	-
16	Rohin Gupta	32540	0.56%	-	-
17	Share India Commodity Brokers Private Limited	108750	1.87%	-	-
18	Tripti Gupta	35500	0.61%	-	-
19	Prachi Gupta	29850	0.51%	-	-
20	Gopal Das Gupta HUF	28300	0.49%	-	-
21	Rachit Gupta HUF	26050	0.45%	-	-

For Anmol Financial Services Ltd.

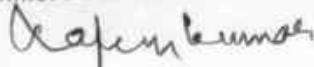
Rajesh Kumar
Director/Authorised Signatory

For Anmol Financial Services Ltd.

[Signature]
Director/Authorised Signatory

22	Rohin Gupta HUF	23250	0.40%	-	-
23	Sonam Gupta	23000	0.40%	-	-
24	Saurabh Gupta HUF	20900	0.36%	-	-
25	Prerna Gupta	18950	0.33%	-	-
	Decrease in Share holding of below mentioned			Shares has been Transferred on 27-02-2018	
1	Yash Pal Gupta	629450	10.85%	-	-
2	Rekha Gupta	608397	10.49%	-	-
3	Suman Gupta	597455	10.30%	-	-
4	Saroj Gupta	600125	10.34%	-	-
5	Rajesh Kumar HUF	543600	9.37%	-	-
6	Saurabh Gupta	352045	6.07%	-	-
7	Parveen Gupta HUF	339671	5.85%	-	-
8	Rajesh Gupta	295965	5.10%	-	-
9	Parveen Gupta	181050	3.12%	-	-
10	Subhash Rani	139375	2.40%	-	-
11	Sachin Gupta HUF	123250	2.12%	-	-
12	Yash Pal Gupta HUF	100900	1.74%	-	-
13	Sachin Gupta	82740	1.43%	-	-
14	Agam Gupta	42820	0.74%	-	-
15	Rachit Gupta	46460	0.80%	-	-
16	Rohin Gupta	32540	0.56%	-	-
17	Share India Commodity Brokers Private Limited	108750	1.87%	-	-
18	Tripti Gupta	35500	0.61%	-	-
19	Prachi Gupta	29850	0.51%	-	-
20	Gopal Das Gupta HUF	28300	0.49%	-	-
21	Rachit Gupta HUF	26050	0.45%	-	-
22	Rohin Gupta HUF	23250	0.40%	-	-
23	Sonam Gupta	23000	0.40%	-	-
24	Saurabh Gupta HUF	20900	0.36%	-	-
25	Prerna Gupta	18950	0.33%	-	-
	Increase in Share holding of below mentioned			Shares has been Transferred on 27-02-2018	
1	Akashdeep Metal Industries Limited	5801619	100%		
2	Sachin Gupta*	1	0.00%		
3	Rajesh Gupta*	1	0.00%		
4	Yash Pal Gupta*	1	0.00%		
5	Parveen Gupta*	1	0.00%		
6	Rajesh Kumar HUF*	1	0.00%		
7	Parveen Gupta HUF*	1	0.00%		
	At the end of the year				
1	Akashdeep Metal Industries Limited	-	-	5801619	100%
2	Sachin Gupta*			1	0.00%
3	Rajesh Gupta*			1	0.00%
4	Yash Pal Gupta*			1	0.00%
5	Parveen Gupta*			1	0.00%
6	Rajesh Kumar HUF*			1	0.00%
7	Parveen Gupta HUF*			1	0.00%
	*During the year Anmol Financial Services Limited became the Wholly Owned Subsidiary of Akashdeep Metal Industries Limited and therefore at the end of the F.Y 2017-18, Mr. Rajesh Gupta, Mr. Sachin Gupta, Mr. Parveen Gupta, Mr. Yash Pal Gupta, Rajesh Kumar HUF and Parveen Gupta HUF hold shares in the capacity of nominee shareholders to meet the statutory requirement of minimum shareholders.				

For Anmol Financial Services



Director/Authorised Signatory

For Anmol Financial Services Ltd



Director/Authorised Signatory

(iv) Shareholding Pattern of top ten Shareholders (other than Directors, Promoters & Holders of GDRs & ADRs)

Sl. No	For Each of the Top 10 Shareholders	Shareholding at the beginning of the year		Cumulative Shareholding during the year	
		No. of shares	% of total shares of the company	No. of shares	% of total shares of the company
At the beginning of the year					
	Koteshwari Marketing Pvt. Ltd.	257000	4.43	-	-
	Shri. Krishna Share Brokers Pvt. Ltd.	166000	2.86	-	-
	Sharp Projects Pvt. Ltd.	100000	1.72	-	-
	Vaibhav Filaments Limited	86208	1.49	-	-
	PSM Developers and Relators Pvt. Ltd.	51724	0.89	-	-
	Vijay Kumar HUF	30000	0.52	-	-
	Nand Lal Kishnani HUF	20000	0.34	-	-
	Vijay Kumar	15100	0.26	-	-
	Ujjawal Gupta	15000	0.26	-	-
	Shashi Rani	10000	0.17	-	-
Decrease in Share holding of below mentioned					
Shares has been transferred on 27.02.2018					
	Koteshwari Marketing Pvt. Ltd.	257000	4.43	-	-
	Shri. Krishna Share Brokers Pvt. Ltd.	166000	2.86	-	-
	Sharp Projects Pvt. Ltd.	100000	1.72	-	-
	Vaibhav Filaments Limited	86208	1.49	-	-
	PSM Developers and Relators Pvt. Ltd.	51724	0.89	-	-
	Vijay Kumar HUF	30000	0.52	-	-
	Nand Lal Kishnani HUF	20000	0.34	-	-
	Vijay Kumar	15100	0.26	-	-
	Ujjawal Gupta	15000	0.26	-	-
	Shashi Rani	10000	0.17	-	-
At the end of the year					
		-	-	-	-

(v) Shareholding of Directors & KMP

Sl. No	Name	Shareholding at the beginning of the year		Cumulative Shareholding during the year	
		No. of shares	% of total shares of the company	No. of shares	% of total shares of the company
For each of the Directors & KMP					
At the beginning of the year					
	Rajesh Gupta	295965	5.10%	-	-
	Yash Pal Gupta	629450	10.85%	-	-
	Parveen Gupta	181050	3.12%	-	-
	Swati Sharma	0	0	-	-
Date wise increase/decrease in Share holding during the year					
Decrease in shareholding of Directors					
	27-02-2018	Rajesh Gupta	295964	5.10%	1
	27-02-2018	Yash Pal Gupta	629449	10.85%	1
	27-02-2018	Parveen Gupta	181049	3.12%	1
At the end of the year *					
	Rajesh Gupta	-	-	1	-
	Yash Pal Gupta	-	-	1	-
	Parveen Gupta	-	-	1	-
	Swati Sharma	-	-	0	0

* Directors are Nominee Shareholders of the Company

For Anmol Financial Services Ltd.

[Signature]
Director/Authorised Signatory

For Anmol Financial Services Ltd.

[Signature]
Director/Authorised Signatory

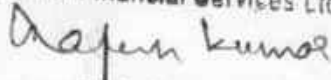
V INDEBTEDNESS

Indebtedness of the Company including interest outstanding/accrued but not due for payment				
	Secured Loans excluding deposits	Unsecured Loans	Deposits	Total Indebtedness
Indebtedness at the beginning of the financial year				
i) Principal Amount	15905510.09	69504742	-	85410252.09
ii) Interest due but not paid	-	11416796	-	11416796
iii) Interest accrued but not due	4613	-	-	4613
Total (i+ii+iii)	15910123.09	80921538	-	96831661.09
Change in Indebtedness during the financial year				
Additions	499614582.2	2003659248	-	2503273830
Reduction	500229533.5	2000702720	-	2500932253
Net Change	-614951.33	2956528	-	2341576.67
Indebtedness at the end of the financial year				
i) Principal Amount	15290558.76	72461270	-	87751828.76
ii) Interest due but not paid	-	16313032	-	16313032
iii) Interest accrued but not due	2105.18	-	-	2105.18
Total (i+ii+iii)	15292663.94	88774302	-	104066965.9

VI REMUNERATION OF DIRECTORS AND KEY MANAGERIAL PERSONNEL

A. Remuneration to Managing Director, Whole time director and/or Manager:

Sl.No	Particulars of Remuneration	Name of the MD/WTD/Manager	Total Amount
1	Gross salary	N.A	
	(a) Salary as per provisions contained in section 17(1) of the Income Tax, 1961.		
	(b) Value of perquisites u/s 17(2) of the Income tax Act, 1961		
	(c) Profits in lieu of salary under section 17(3) of the Income Tax Act, 1961		
2	Stock option		
3	Sweat Equity		
4	Commission		
	as % of profit		
	others (specify)		
5	Others, please specify		
	Total (A)		
	Ceiling as per the Act		

For Anmol Financial Services Ltd.

 Director/Authorised Signatory

For Anmol Financial Services Ltd.

 Director/Authorised Signatory

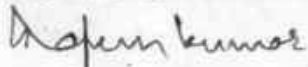
B. Remuneration to other directors:

Sl.No	Particulars of Remuneration	Name of the Directors	Total Amount	
1	Independent Directors	N.A		
	(a) Fee for attending board committee meetings			
	(b) Commission			
	(c) Others, please specify			
	Total (1)			
2	Other Non Executive Directors			
	(a) Fee for attending board committee meetings			
	(b) Commission			
	(c) Others, please specify.			
	Total (2)			
	Total (B)=(1+2)			
	Total Managerial Remuneration			
	Overall Ceiling as per the Act.			

C. REMUNERATION TO KEY MANAGERIAL PERSONNEL OTHER THAN MD/MANAGER/WTD

Sl. No.	Particulars of Remuneration	Key Managerial Personnel			
		CEO	Company Secretary	CFO	Total
1	Gross Salary		Swati Sharma		
	(a) Salary as per provisions contained in section 17(1) of the Income Tax Act, 1961.	-	4,54,200	-	4,54,200
	(b) Value of perquisites u/s 17(2) of the Income Tax Act, 1961	-	-	-	-
	(c) Profits in lieu of salary under section 17(3) of the Income Tax Act, 1961	-	-	-	-
2	Stock Option	-	-	-	-
3	Sweat Equity	-	-	-	-
4	Commission	-	-	-	-
	as % of profit	-	-	-	-
	others, specify	-	-	-	-
5	Others, please specify	-	-	-	-
	Total	-	4,54,200	-	4,54,200

For Anmol Financial Services Ltd



Director/Authorised Signatory

For Anmol Financial Services Ltd.



Director/Authorised Signatory

PENALTIES/PUNISHMENT/COMPOUNDING OF OFFENCES

Type	Section of the Companies Act	Brief Description	Details of Penalty/Punishment/Compounding fees imposed	Authority (RD/NCLT/Court)	Appeal made if any (give details)
A. COMPANY					
Penalty			NIL		
Punishment					
Compounding					
B. DIRECTORS					
Penalty			NIL		
Punishment					
Compounding					
C. OTHER OFFICERS IN DEFAULT					
Penalty			NIL		
Punishment					
Compounding					

For Anmol Financial Services

Deven Kumar
Director/Authorised Signatory

For Anmol Financial Services Ltd.

[Signature]
Director/Authorised Signatory